



Personalized Plan Summary for

Bill Briere

March 21, 2019

Demo Counselor
Demo
democ@college-kickstart.com

Introduction

Here's a summary of the latest college plan we've been developing together. It reflects your interests, the list of schools you currently have in mind and your academic credentials, and incorporates my suggestions along with a series of checks performed by College Kickstart to ensure your plan is in great shape.

In particular, we'll check your list for balance, look for early admission opportunities and ways to minimize wasted motion. The tables at the end of this report should also help you consider affordability and get organized with key application requirements.

Plan Assumptions

Your List

#	Institution
1.	Boston College
2.	Colorado College
3.	University of Texas - Austin
4.	Oberlin College
5.	Carleton College
6.	Kenyon College
7.	Tulane University
8.	Butler University

Your Profile

Credential	Score
SAT-ERW	690
SAT-M	620
ACT	31
Weighted GPA	
Unweighted GPA	3.65
Class rank	

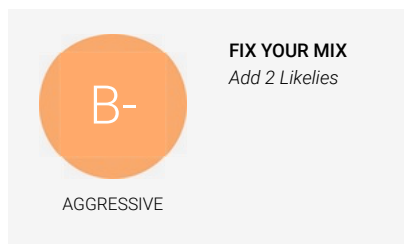
* You are strongly committed to attending this institution if admitted

^ Your high school's historical admissions data for this institution is used for the analysis

Plan Findings

Here's a summary of our findings based on your list and academic credentials:

List Check




Your list of 8 schools earns an overall grade of B- based on your mix of schools and the odds of getting into at least one of them.

Early Admission



Good news: Colorado College offers an early admission option that makes sense for you. There are also 2 opportunities further down the list at Tulane and Butler that can help bolster your admission odds. All told, we can improve your odds at these 3 schools by an average of 93%.

Action Plan



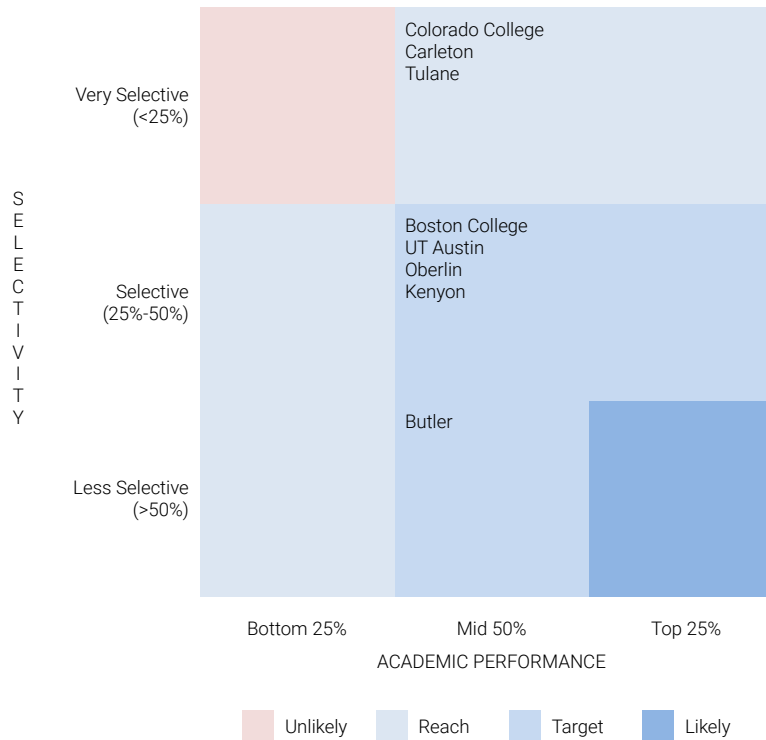
Take full advantage of early admission by applying to your list in two waves. Wave 1 should include Colorado College, Tulane and Butler to tee up notification in December. If the news is good, you may be able to avoid applying to 3 schools and save \$0 in the process.

List Check

The first check is to make sure your list is balanced and set up for success.

Your list earns a B- based on your mix of schools and the odds of getting into at least one of them.

To size up the list, we categorize your schools as likelies, targets, reaches or unlikelies. You can think of targets as schools in your sweet spot, likelies as great bets, reaches as harder to get into, and unlikelies as likely out of reach given your profile. How each school gets categorized depends on its admissions selectivity and your academic performance relative to its students.



AGGRESSIVE

FIX YOUR MIX
Add 2 Likelies

UNLIKELIES (0)
REACHES (3)
Colorado College Carleton Tulane
TARGETS (5)
Boston College UT Austin Oberlin Kenyon Butler
LIKELIES (0)

! Assured admission
 ^ High school admissions data used
 * Counselor adjustment made

Your mix is aggressive

A great list typically has 6-12 schools, anchored by a core of at least 2 likelies and 3 targets, and supplemented by 2 or more reaches. A strong core is essential to getting admitted to at least one school on your list; with it in place you can create upside by applying to reach schools where you're competitive.

Of the 8 schools on your list, 5 are targets (Boston College, UT Austin, Oberlin, Kenyon, Butler) and 3 are reaches (Colorado College, Carleton, Tulane). *This is an AGGRESSIVE mix. Add 2 likelies to bolster your core and balance your list.*

Early Admission

Next, we look for appropriate ways to capitalize on early admission.

We found 3 opportunities to boost odds by 93%

Our approach takes into consideration the order of your list, the early admission options offered by each school, and the degree to which you are committed to your top two schools. We also look for non-binding opportunities further down your list to improve your overall admission odds. Note: because early admission rarely makes weak applicants more competitive, we exclude all unlikelies from consideration.

You are not strongly committed to Boston College and Colorado College as your top two choices. With this in mind, we recommend that you apply to Boston College REGULAR DECISION and to Colorado College EARLY ACTION.

This strategy won't materially change your odds at Boston College but improves them at Colorado College from 5% to 19%. This strategy also enables you to take advantage of early action opportunities further down your list at Tulane and Butler. Applying early to these schools may help your overall admission odds.

All told, we can improve your odds at these 3 schools by an average of 93%.

Early Admission Notes

- *Boston College.* We recommend applying Regular Decision (RD). Though an early decision I option exists, we advise against it since you are not strongly committed to attending if accepted.
- *Colorado College.* We recommend applying Early Action (EA), as it is non-binding, it significantly improves your admission odds and helps avoid unnecessary application effort and cost.
- *UT Austin.* We recommend applying Regular Decision (RD). This school offers two priority due dates: 11/1 and 12/1, with notification on 2/1 and 3/1 respectively.
- *Tulane.* We recommend applying Early Action (EA). Though the EA admit rate isn't reported, we think it makes sense to apply this way since it is non-binding, unlikely to hurt your odds and may help avoid unnecessary effort and cost.
- *Butler.* We recommend applying Early Action (EA). Though the EA admit rate isn't reported, we think it makes sense to apply this way since it is non-binding, unlikely to hurt your odds and may help avoid unnecessary effort and cost.

Recommended Strategy

<i>School/Admission Plan</i>	<i>Admit%</i>	<i>Boost</i>
Boston College <i>Regular Decision</i>	28%	
Colorado College <i>Early Action</i>	19%	280%
UT Austin <i>Regular Decision</i>	39%	
Oberlin <i>Regular Decision</i>	35%	
Carleton <i>Regular Decision</i>	20%	
Kenyon <i>Regular Decision</i>	34%	
Tulane <i>Early Action</i>	17%*	Not Reported
Butler <i>Early Action</i>	65%*	Not Reported

Action Plan

Finally, we look for ways to help you minimize wasted motion. We do this by reviewing the due and notification dates for the schools you're applying to and seeing if there are ways to split the work into two waves. Applications for Wave 1 schools must be completed, while applications for Wave 2 schools may be avoided depending on the results from Wave 1.

Take full advantage of early admission by applying in two waves. This approach may help you avoid 3 applications and \$0 in fees.

Wave 1 (Must Do)

Boston College (RD)
 Colorado College (EA)
 UT Austin (RD)
 Tulane (EA)
 Butler (EA)

Wave 2 (Might Avoid)

Oberlin (RD)
 Carleton (RD)
 Kenyon (RD)

Wave 1 includes schools to tee up early notification in December, as well as those you'd apply to regardless:

- Early admission schools: Colorado College, Tulane and Butler
- Schools due before early notification on 12/31: UT Austin
- Schools you'd apply to regardless: Boston College

Wave 2 should be driven by your early admission results:

- If there's good news from Colorado College, then life just got a lot simpler—focus solely on your application to Boston College.
- If there's good news from Tulane or Butler, then prune your list and apply only to schools of higher interest in Wave 2.
- Otherwise, complete all 3 Wave 2 applications.

Keep in mind that you may still have prep work to do in advance of completing your Wave 2 applications, such as scheduling interviews and making sure test scores are sent.

Plan Summary

Rank	Institution/Plan	Committed?	Admit %	Category	Wave	Due	Notify	Fee	Demonstrated Interest
1	Boston College Regular Decision	N	28%	TARGET	1	1/1	4/1	\$80	Not considered
2	Colorado College Early Action	N	19%	REACH	1	11/10	12/31	\$60	Considered
3	University of Texas - Austin Regular Decision		39%	TARGET	1	12/1	3/1	\$75	Very important
4	Oberlin College Regular Decision		35%	TARGET	2	1/15	4/1	\$0	Considered
5	Carleton College Regular Decision		20%	REACH	2	1/15	4/1	\$0	Not considered
6	Kenyon College Regular Decision		34%	TARGET	2	1/15	3/15	\$0	Important
7	Tulane University Early Action		17%*	REACH	1	11/15	1/15	\$0	Considered
8	Butler University Early Action		65%*	TARGET	1	11/1	12/15	\$0	Important

* The early admission rate for this institution is not available, so we've assumed it's no worse than the regular decision admission rate

Committed indicates whether you are strongly committed to attending this institution if admitted

Due and Notify dates for schools with rolling admission are calculated to minimize wasted motion where possible, or to ensure hard merit deadlines are met for likely schools

Summary compiled by College Kickstart LLC. Please refer directly to each institution's admission website for details.

Key Application Requirements

Rank	Institution/Plan	Season	Common App?	Testing	Recs	Interviews	Essays
1	Boston College Regular Decision	2018-19	Y	SAT or ACT	1C, 2T	Not offered	Base + 1 prompt (400 words)
2	Colorado College Early Action	2018-19	Y	Flexible	1C, 2T	Optional	Base + 2 prompts (1 x 500 words, 1 x 250)
3	University of Texas - Austin Regular Decision	2018-19	N	SAT or ACT	Optional	Not offered	5 prompts (1 essay, 4 short answer)
4	Oberlin College Regular Decision	2018-19	Y	SAT or ACT (self-reported)	1C, 2T	Strongly recommended	Base + 1 prompt (250 words)
5	Carleton College Regular Decision	2018-19	Y	SAT or ACT	1C, 2T	Optional	Base + 5 prompts (2 x 150 words, 3 x 1 sentence)
6	Kenyon College Regular Decision	2018-19	Y	SAT or ACT (self-reported)	1C, 1T	Recommended	Base only
7	Tulane University Early Action	2018-19	Y	SAT or ACT	1C	By invitation	Base + 2 optional (20-250 and 50-800 words)
8	Butler University Early Action	2018-19	Y	SAT or ACT	Optional	Only for applicants to the Jordan College of the Arts (except Art +Design)	Base only

Summary compiled by College Kickstart LLC. Please refer directly to each institution's admission website for details.

Need-Based Financial Aid Summary

Rank	Institution/Plan	Need Rating	% with Need Awarded Aid	% of Need Met	Need Blind	Average Package	% from Grants	Net Cost (R)	Net Cost (NR)	Debt at Graduation
1	Boston College Regular Decision	4.3/5.0	100%	100%	Y	\$41,056	81%	\$39,632	\$39,632	\$20,481
2	Colorado College Early Action	4.9/5.0	100%	100%	N	\$51,054	94%	\$21,045	\$21,045	\$23,714
3	University of Texas - Austin Regular Decision	2.4/5.0	98%	70%	N	\$12,215	61%	\$19,015	\$45,889	\$24,244
4	Oberlin College Regular Decision	4.2/5.0	100%	100%	N	\$45,020	76%	\$39,759	\$39,759	\$27,523
5	Carleton College Regular Decision	4.6/5.0	100%	100%	N	\$48,110	84%	\$30,590	\$30,590	\$21,035
6	Kenyon College Regular Decision	4.5/5.0	100%	100%	N	\$45,933	91%	\$32,539	\$32,539	\$26,271
7	Tulane University Early Action	4.2/5.0	99%	94%	Y	\$47,129	74%	\$38,134	\$38,134	\$41,767
8	Butler University Early Action	2.6/5.0	100%	66%	Y	\$25,357	80%	\$38,282	\$38,282	\$40,393

Net Cost for residents and non-residents is the total cost of attendance less the average merit package received

Debt at Graduation is the average debt owed at graduation for students receiving need-based aid

Summary compiled by College Kickstart LLC. Please refer directly to each institution's admission website for details.

Merit-Based Financial Aid Summary

Rank	Institution/Plan	Merit Rating	% w/o Need Awarded Aid	Average Package	Net Cost (R)	Net Cost (NR)	Auto Merit	Notes
1	Boston College Regular Decision	0.7/5.0	2%	\$21,634	\$51,458	\$51,458	Y	Need-based with exception of 20 Presidential Scholarships; must apply by 11/1
2	Colorado College Early Action	1.2/5.0	8%	\$8,982	\$60,270	\$60,270	Y	
3	University of Texas - Austin Regular Decision	0.4/5.0	1%	\$2,514	\$23,988	\$50,862	Y	
4	Oberlin College Regular Decision	4.5/5.0	49%	\$16,998	\$57,002	\$57,002	Y	
5	Carleton College Regular Decision	1.0/5.0	5%	\$4,562	\$66,703	\$66,703	N	Primarily need-based aid
6	Kenyon College Regular Decision	2.3/5.0	17%	\$15,765	\$58,775	\$58,775	Y	
7	Tulane University Early Action	3.7/5.0	40%	\$25,734	\$47,562	\$47,562	Y	Extra application required for some scholarships
8	Butler University Early Action	4.0/5.0	35%	\$14,312	\$44,488	\$44,488	Y	Apply by 11/1 for maximum scholarship consideration

*Net Cost for residents and non-residents is the total cost of attendance less the average merit package received
Auto Merit denotes institutions that automatically consider you for institutional merit scholarships with your application*

Summary compiled by College Kickstart LLC. Please refer directly to each institution's admission website for details.